



NEW PEUGEOT 508PSE FASTBACK & STATION WAGON

PRICES, EQUIPMENT, OPTIONS & TECHNICAL SPECIFICATIONS

JANUARY 2022: E & OE



NEW PEUGEOT 508 & 508SW PSE

STANDARD SPECIFICATION

Safety and Security

- ABS (Anti-lock Braking System)
- Active bonnet
- AEB S3 (Automatic emergency braking 3)
- Airbags
 - Adaptive driver and front passenger airbags (includes passenger airbag deactivation function)
 - Driver and front passenger side thorax airbags
 - Front and rear curtain airbags
- Alarm (perimetric, volumetric & anti lift)
- Anti-theft wheel nuts
- Automatic door locking when moving off
- Automatic hazard light activation upon heavy brake application
- DAA3 (Advanced driver attention alert)
- Eco-coaching
- Electric child locking functionality on rear windows and doors
- EBA (Emergency Brake Assist)
- EBD (Electronic Brake Force Distribution)
- ESP (Electronic Stability Programme)
- Exterior temperature indicator with ice warning
- Front optimised safety headrests and rear retractable headrests (x3), height adjustable.
- Front three-point retractable seatbelts, height adjustable with pre-tensioners and force limiters. (Include visual and sound alerts if seatbelts are not fastened/unfastened whilst vehicle is in motion)
- Front and rear disc brakes
- Headlights left on audible warning
- Indirect tyre under-inflation detection
- Isofix child seat fittings (x2) (outer rear seats)

- Passenger airbag deactivation switch (to allow for child seat fitment)
- Rear three-point retractable seatbelts (x3), with pre-tensioners & force limiters in the outer rear seats. (Include visual and sound alerts if seatbelts are unfastened whilst vehicle is in motion)
- Speed limit recognition and recommendation
- Tyre mobility kit included
- Warning triangle

Interior Features

- Dashboard, front and rear door panel finish : Carbon effect
- Flocked glove box interior with illumination
- Gear lever - automatic in full grain leather and satin chrome
- 'Interior LED lighting: front LED roof lighting with 3 x spotlights, 2 x LED ambient lights and 2 x rear reading lamps, LED lighting in boot, glove box and connecting zone
- Aluminium Pedals and foot rest
- 'Piano keys': chrome plated toggle switches to access touchscreen functions
- Roof lining - 'Mistral black'

In Car Entertainment

- Bluetooth® telephone facility
- USB socket (x2) front
- 8-speaker radio, MP3 compatible

PEUGEOT SPORT
ENGINEERED



NEW PEUGEOT 508 & 508SW PSE

STANDARD SPECIFICATION

Comfort and Convenience

- Central front armrest with butterfly-wing opening and illuminated storage compartment
- Driver plip action (isolated unlock function for drivers door)
- Electric, heated and power folding door mirrors
- Electric parking brake (includes hill assist)
- Electric power steering with reach and rake-adjustable steering column
- Front central console with two cup-holders
- Front windscreen wipers with "Magic Wash" cleaning system
- PEUGEOT Open and Go (keyless entry and push button start)
- Heated rear windscreen with integrated antenna
- Map pockets on front seat backs
- Multifunction trip computer
- One-touch electric front and rear windows with pinch protection
- Remote preconditioning
- PEUGEOT i-Cockpit®:
 - Configurable 12.3" head-up digital instrument panel
 - 10.0" capacitive touchscreen
 - Compact multi-function steering wheel
- Stop/Start button
- Rear centre console ventilation system
- Rear coat hooks (x2)
- Rear side and tailgate windows: Tinted
- Remote central locking (two remotes)
- 1/3 – 2/3 folding rear seat
- 7.4 kW monophasic On board charger
- Mode 3 charging cable

Exterior Features

- Body-colour exterior door handles
- Door mirror shells: Nera Black
- Gloss black B and C pillar and aerodynamic deflector trim
- Gloss black strip rear cluster connecting strip
- Model designation badges front and rear
- Rear lower bumper gloss black

Exterior Lighting and Visibility

- Door mirror mounted LED courtesy approach lights
- LED daytime running lights
- Rear foglights
- Rear number plate lights (x2)
- Rear reversing lights



NEW PEUGEOT 508 & 508SW PSE STANDARD EQUIPMENT BY VERSION

PEUGEOT SPORT ENGINEERED

Enter the era of neo-performance
by PEUGEOT.

SAFETY AND SECURITY

- Active suspension
- Night Vision
- Drive Assist Pack Plus
 - ACC Stop and Go (Adaptive Cruise Control with stop and go function)
 - Lane positioning assist
- Driver Sport Pack
 - Dynamic functions with PSE specific numeric sound system
 - Sounds ambiance
 - Intense ambient blue lighting and screen animations
 - Multi point massage

COMFORT AND CONVENIENCE

- Power folding heated door mirrors with blind spot detection indicator and electrochrome (auto dimming) function
- Visio Park 3:
 - 360° HD colour camera system
 - Fully automated parking assistance
- PEUGEOT Open and Go (keyless entry and push button start)
- Boot load restraint net (SW Only)
- Electric tailgate

EXTERIOR FEATURES

- 20" 'EXXAR' two tone diamond cut alloy wheels
- Rear side and tailgate windows : Dark tinted

IN CAR ENTERTAINMENT

- FOCAL® premium HIFI speaker system
- Wireless smartphone charging plate
- Connected 3D Navigation*
 - Automatic connection via PEUGEOT Connect
 - Voice recognition (radio, navigation and telephony features)

INTERIOR FEATURES

- Seating
 - Electrical lumbar and tilt adjustments, manual cushion length adjustment with heated seats and massage function
 - Mistral Nappa Leather with Alcantara seat trim
- Mistral floor mats with Kryptonite stitching

EXTERIOR LIGHTING AND VISIBILITY

- Full LED headlights with static cornering light functionality
- LED front indicators
- Rear full LED 3D rear PEUGEOT signature 'Claw Effect' lights (with sequential 'welcome sequence' upon unlocking the vehicle)



HYBRID

Images used for illustration purposes only. Wheel trims vary according to market. Please refer to alloy wheel options.

£60E JANUARY 2022. FOR FURTHER INFORMATION TALK TO YOUR LOCAL PEUGEOT DEALER OR SEE WWW.PEUGEOT.IE.

NEW PEUGEOT 508PSE: PRICE LIST EFFECTIVE 1ST JANUARY 2022

| Trim | Model Description | RRSP* | WLTP CO2 g/km** | VRT Band | Annual Road Tax | Fuel Type | Transmission |
|--------|-------------------|---------|--------------------|----------|--------------------|---------------|--------------|
| 508 FB | HYBRID 4 360bhp | €69,835 | 42 | A1 | €140 | Petrol Hybrid | 8-Speed |
| 508 SW | HYBRID 4 360bhp | €71,320 | 42 | A1 | €140 | Petrol Hybrid | 8-Speed |

**Dealer delivery related charges, metallic paint and tyre recycling levy not included*



NEW PEUGEOT 508 & 508SW PEUGEOT SPORT ENGINEERED (PSE) FULL ELECTRIC PLUG-IN HYBRID WITHOUT COMPROMISE

LIVE THE POWER OF CHOICE

Plug-in HYBRID vehicle

The 508 & 508 SW PEUGEOT SPORT ENGINEERED (PSE) plug-in HYBRID is available with our efficient PureTech 200HP engine combined with a front electric engine of 81KW (110HP*) and rear electric engine of 83KW (113HP*)

The PEUGEOT 508 & 508 SW PEUGEOT SPORT ENGINEERED (PSE) plug-in HYBRID features the following key elements:

TECHNICAL

Efficient PureTech 200HP engine combined with a 80kw (110*) electric front engine, and 83KW (113HP*) electric rear engine, complete with the electrified EAT8 gearbox (e-EAT8).

This efficient combination gives you a combined power output of 360hp (268KW) as well as a lively and stimulating drive with immediate reactivity.

Battery Li-Ion 11.8KWH with 8 year/100,000 km traction battery warranty.

EMP2 platform

The new EMP2 platform has been developed to incorporate an ICE engine along with two electric motors whilst preserving space on board and boot volume. Particular attention was given to weight reduction and balance to make sure the driving experience in the PEUGEOT 508 PSE is as rewarding as possible.

Electric Range WLTP combined cycle up to 53KM

Charging flexibility with 2 modes available

Domestic (AC) 2.3kWh from a regular socket, full charge in 7hrs (accessory cable needed).

Standard 7.4kWh from a wall box, full charge in 1hr 45 mins (with 7.4kWh on board charger).

USAGE

5 driving modes

In the PEUGEOT 508 PSE plug-in HYBRID you will be able to choose between 5 driving modes:

Electric Mode Drive up to 120kph with 53km range (WLTP)

4WD Mode 4 wheel drive provides peace of mind on low grip roads.

Sport Mode Thermal & electrical power provide instantaneous response.

Hybrid Mode Electric and combustion mode alternates to optimise the use of energy.

Comfort Mode Energy used as per Hybrid mode but with flexibility on damping for greater versatility.

PEUGEOT SPORT
ENGINEERED



*Combined total power (Petrol and Electric engines) of 360 hp and maximum combined torque of 520Nm.

NEW PEUGEOT 508 & 508SW PEUGEOT SPORT ENGINEERED (PSE) FULL ELECTRIC WITHOUT COMPROMISE

LIVE THE POWER OF CHOICE



PEUGEOT SPORT ENGINEERED STYLING

The 508 & 508 SW PEUGEOT SPORT ENGINEERED plug-in HYBRID comes with distinctive and exclusive touches:

The PEUGEOT 508 PEUGEOT SPORT ENGINEERED features specific technological animations and menus on the touchscreen so that you can access easily all the information needed.


Exclusive upholstery in Mistral Nappa leather with Alcantara and Kryptonite stitching.

Specific HYBRID graphics available through the New i-Cockpit® & Touchscreen.

e-SAVE FUNCTION allows you to save or regenerate all or part of the battery for later use during your journey.



NEW PEUGEOT 508PSE: OPTIONS PRICE LIST


| | CODE |  PSE | RRSP |
|---|------|---|--------|
| PAINT | | | |
| Metallic Paint - Nera Black | ..M0 | ○ | €585 |
| Pearlescent Paint - Pearl White | M6 | ○ | €880 |
| EXTERIOR FEATURES | | | |
| Panoramic opening glass roof (with electric interior blind) | TC07 | ○ | €1,365 |


Due to production challenges at present, please note that options are unavailable for 508 PSE models until further notice. Your local dealer can advise further on when options will be made available to order.



○ = Optional. ● = Standard. - = Not available.

NEW PEUGEOT 508PSE: RANGE EQUIPMENT

| |  |
|--|---|
| BODYSTYLE | |
| 5 Door Fastback / Station Wagon | ● |
| SAFETY & SECURITY | |
| ABS (Anti-lock Braking System) with REF (Electronic Braking Distribution) & AFU (Emergency Braking Assistance) | ● |
| Active suspension | ● |
| Active bonnet | ● |
| Airbags: Adaptive driver and front passenger airbags (includes passenger airbag deactivation function) | ● |
| Airbags: Driver and front passenger side airbag | ● |
| Airbags: Front and rear curtain airbags | ● |
| Alarm (perimetric, volumetric & anti lift) | ● |
| Anti-theft wheel nuts | ● |
| Automatic door locking when moving off | ● |
| Automatic hazard light activation upon heavy brake application | ● |
| ESP (Electronic Stability Programme) | ● |
| Electric child locking functionality on rear windows and doors | ● |
| Drive Assist Pack Plus: ACC Stop and Go (Adaptive Cruise Control with stop and go function) (EAT8 only) / ACC30 (Manual Engine) | ● |
| Drive Assist Pack Plus: Lane positioning assist | ● |
| Eco-coaching | ● |
| Exterior temperature indicator with ice warning | ● |
| Front optimised safety headrests and rear retractable headrests (x3), height-adjustable | ● |
| Front three-point retractable seatbelts with pre-tensioners and force limiters. (Include visual and sound alerts if seatbelts are not fastened / unfastened whilst vehicle is in motion) | ● |
| Front and rear disc brakes | ● |
| Headlights left on audible warning | ● |
| Indirect tyre under-inflation detection | ● |
| IRC (Recommended Gear Indicator) manual versions only | ● |
| Isofix child seat fittings (x2) (outer rear seats) | ● |
| Locking wheel nuts | ● |
| Night Vision | ● |
| Passenger airbag deactivation switch (to allow for child seat fitment) | ● |
| Programmable cruise control and speed limiter | ● |
| Rear three-point retractable seatbelts (x3) with pre-tensioners and force limiters in the outer rear seats (Include visual and sound alerts if seatbelts are unfastened whilst vehicle is in motion) | ● |
| Safety Pack: AEB53 (Advanced Automatic Emergency braking System) | ● |
| Safety Pack: Distance alert system | ● |

| |  |
|--|---|
| Safety Pack: LKA (Active Lane Keeping Assistance) + road edge detection | ● |
| Safety Plus Pack: ABSD (Active Blind Spot Detection) | ● |
| Safety Plus Pack: DAA3 (Advanced Driver Attention Alert) | ● |
| Safety Plus Pack: PEUGEOT Smartbeam Assistance | ● |
| Safety Plus Pack: Speed limit + road sign recognition and recommendation | ● |
| Self levelling headlamps (linked to full LED headlamp option) | ● |
| Speed limit recognition and recommendation | ● |
| Warning triangle | ● |
| COMFORT & CONVENIENCE | |
| Automatic dual zone climate control | ● |
| Central front armrest with butterfly-wing opening and illuminated storage compartment | ● |
| Driver plip action (isolated unlock function for drivers door) | ● |
| Electric, heated and power folding door mirrors | ● |
| Electric parking brake (includes hill assist) | ● |
| Electric power steering with reach- and rake-adjustable steering column | ● |
| 7.4 kW monophasic On board charger (Hybrid versions) | ● |
| Mode 3 charging cable (Hybrid versions) | ● |
| Front central console with two cup-holders | ● |
| Front windscreen wiper with "Magic Wash" cleaning system | ● |
| Heated rear windscreen with integrated antenna | ● |
| Map pockets on front seat backs | ● |
| Memory function for door mirrors (linked to driver seat memory) | ● |
| Multifunction trip computer | ● |
| One-touch electric front and rear windows with pinch protection | ● |
| Parking sensors - rear | ● |
| PEUGEOT i-Cockpit® | ● |
| PEUGEOT i-Cockpit®: configurable 12.3" head-up digital instrument panel | ● |
| PEUGEOT i-Cockpit®: 10.0" high definition (HD) capacitive touchscreen | ● |
| PEUGEOT i-Cockpit®: compact sports steering wheel | ● |
| PEUGEOT Open and Go (keyless entry and push button start) | ● |
| PEUGEOT Open and Go (keyless entry and push button start) + electric tailgate | ● |
| Power folding door mirrors with blind spot detection indicator and electrochrome (auto dimming) function | ● |
| Rear armrest with ski flap and two cup holders | ● |
| Rear centre console ventilation system | ● |
| Remote preconditioning | ● |

NEW PEUGEOT 508PSE: RANGE EQUIPMENT

| | /// PSE |
|---|------------|
| Rear coat hooks (x2) | ● |
| Remote central locking (two remotes) | ● |
| Rear seat ventilation (located in rear of centre console) | ● |
| Rear side and tailgate windows : Dark tinted | ● |
| 1/3 – 2/3 folding rear seat | ● |
| Visiopark 2: Parking sensors - front and rear with 360° HD reversing camera and Full Park Assist | ● |
| INTERIOR FEATURES | |
| Aikinite contrast stitching to armrest, front centre console, door panels and dashboard fascia | ● |
| Ambient lighting to storage compartments, footwells and cupholders | ● |
| Blue ambient lighting to front door panels and front centre console | ● |
| Dashboard, front and rear door panel finish: Carbon effect | ● |
| Dashboard fascia, intricate stitch detail | ● |
| Flocked front door pocket interior | ● |
| Flocked glove box interior with illumination | ● |
| Front and rear carpet mats in black with Kryptonite stitch detail | ● |
| Gear lever- automatic in full grain leather and satin chrome | ● |
| Interior LED lighting plus: interior lighting as per Active plus, boot lighting x 2, plus illumination to vanity mirrors, centre console storage, cup holders and front footwells | ● |

| | /// PSE |
|--|------------|
| Mistral full-grain perforated leather steering wheel with Kryptonite stitch detail and PSE 3 claw detail | ● |
| Pedals and foot rest: aluminium | ● |
| ‘Piano keys’: chrome plated toggle switches to access touchscreen functions | ● |
| Roof lining - Mistral black | ● |
| Seating: driver and front passenger seat adjustable cushion nose | ● |
| Seating: driver and front passenger seat electric lumbar adjustment and tilt | ● |
| Seating: driver and front passenger seat heating | ● |
| Seating: Nappa Mistral full grain leather seat trim with Alcantara and Kyrptonite stich detail | ● |
| EXTERIOR FEATURES | |
| Body-colour exterior door handles | ● |
| Door mirror shells: Nera Black | ● |
| Gloss black B and C pillar and aerodynamic deflector trim | ● |
| Gloss black strip rear cluster connecting strip | ● |
| Model designation badges front and rear | ● |
| Panoramic opening glass roof (with electric interior blind) | ○ |
| Rear lower bumper gloss black ‘diffuser effect’ trim | ● |
| Side window trim: gloss black | ● |
| 20" ‘EXXAR’ two tone diamond cut alloy wheels | ● |



NEW PEUGEOT 508PSE: OPTIONS



IN-CAR ENTERTAINMENT

| | |
|--|---|
| Apple CarPlay™ and Android Auto | ● |
| Bluetooth® telephone facility | ● |
| DAB Radio (Digital Audio Broadcasting) | ● |
| FOCAL® premium HIFI speaker system | ● |
| USB Socket (x2) front | ● |
| USB Socket (x2) row 2 | ● |
| Voice recognition (radio, navigation and telephony features) | ● |
| 3D Navigation | ● |
| 10-Speaker radio, MP3 compatible | ● |

EXTERIOR LIGHTING & VISIBILITY

| | |
|--|---|
| Door mirror mounted LED courtesy approach lights | ● |
| Full LED headlights with static cornering light functionality | ● |
| LED daytime running lights | ● |
| LED front indicators | ● |
| LED side indicator lights integrated into door mirrors | ● |
| Rear numberplate lights (x2) | ● |
| Rear fog lights | ● |
| Rear full LED 3D PEUGEOT signature 'Claw Effect' lights (with daylight function) | ● |
| Rear reversing lights | ● |
| Visibility pack: automatic lights | ● |
| Visibility pack: automatic windscreen wipers | ● |
| Visibility pack: electrochrome rear view mirror (auto dimming and frameless) | ● |
| Visibility pack: 'follow me home headlamps' | ● |



NEW PEUGEOT 508PSE: PAINT OPTIONS

NEW PEUGEOT 508 & 508SW PEUGEOT SPORT ENGINEERED (PSE)

○ = Optional. ● = Standard. - = Not available.

CODE



PAINT

| | | |
|-------------------|------|---|
| Selenium Grey | M0LD | ● |
| Nera Black | M09V | ○ |
| Pearlescent White | M6N9 | ○ |

INTERIOR FEATURES

| | |
|------------------------|--------------------------------------|
| Upholstery | Mistral Nappa Leather with Alcantara |
| Trim Code | GPFX |
| Top Stitching | Kryptonite |
| Seat Trim Availability | ● |



Selenium Grey



Nera Black



Pearlescent White




20" 'EXXAR' (ZHU5) two tone diamond cut alloy wheels (as standard)



NEW PEUGEOT 508PSE FASTBACK: TECHNICAL SPECIFICATIONS

| PEUGEOT 508 HYBRID ENGINE RANGE & TECHNICAL SPECIFICATIONS | | HYBRID 360 e-EAT8 4WD FASTBACK | HYBRID 360 e-EAT8 4WD SW |
|---|---|---|--------------------------|
| | | 8-speed Efficient Automatic Transmission | |
| PETROL ENGINE | Cubic capacity (cc) | 1598 | |
| | Maximum power hp (kW) | 200 (147) @ 6000 | |
| | Maximum torque lb/ft (Nm) | 221 (300) @ 3000 | |
| | Stop and Start functionality | - | |
| | Regulated Emission Standard | EURO 6d | |
| | Injection Type | Direct | |
| ELECTRIC MOTOR | Electric motor (integrated with the e-EAT8 gearbox) | 1 at the front | |
| | Maximum power hp (kW) | 200 (164) @ 6000 | |
| | Maximum torque lb/ft (Nm) | 384 (520) @ 500 - 4760 | |
| | Battery | Li-ion | |
| | Battery Capacity (kWh) / Battery Power (kW) | 11.5/117 | |
| | Battery Warranty | 8 year traction battery warranty | |
| | Electric Range WLTP | 52km | |
| | Charging Time from 0 to 100% - On board charger (Mode 3 Type 2) | 1hr 45 mins | |
| COMBINED PERFORM- MANCE | On Board Charger (kW) | 7.4 as standard | |
| | | | |
| TRANSMIS- SION | Combined Maximum power hp (kW) | 355 (265) | |
| | Combined Maximum torque lb/ft (Nm) | 384 (520) | |
| TRANSMIS- SION | Type | Automatic, Front wheel drive | |
| | Number of gears | 8 | |
| WEIGHT INFORMATION (KG) | Gross vehicle weight | 2360 | 2340 |
| | Mass in service | 1988 | 1964 |
| | Kerb weight | 1875 | 1850 |
| | Gross train weight | 3630 | 3600 |
| | Maximum braked trailer weight | 1270 | 1260 |
| | Maximum tow ball weight | 70 | 70 |
| PERFORMANCE (driver only) INFORMATION | Maximum speed in Sport mode (kph) | 250 | |
| | Acceleration 0-100 kph driver only (sec) | 5.2 | |
| FUEL CONSUMPTION AND EMISSIONS | Fuel Consumption: Combined (litres/100km) ^*^ | 2.0 | |
| | Carbon Dioxide (CO2) emissions Combined (g/km) | 42 | |
| FUEL | Capacity (litres) | - | |
| BRAKES | Front and rear discs | 380mm with 4 pistons | |
| SUSPENSION AND TYRES | Front suspension | Pseudo-Mac Pherson axle | |
| | Rear suspension | Semi-independent wheels - Multi-link axle | |
| | Size – 20" tyres | 245/35 R20 Y | |



NEW PEUGEOT 508PSE FB: DIMENSIONS

EXTERNAL DIMENSIONS

| | |
|----------------|------|
| Length (mm) | 4750 |
| Width (mm) | 1860 |
| Height (mm) | 1410 |
| Wheelbase (mm) | 2800 |

INTERNAL DIMENSIONS

| | |
|---------------------------------|-------------|
| Number of seats | 5 |
| Front / rear elbow room (mm) | 1455 / 1413 |
| Front / rear shoulder room (mm) | 1418 / 1362 |
| Front / rear head room (mm) (1) | 881 / 883 |

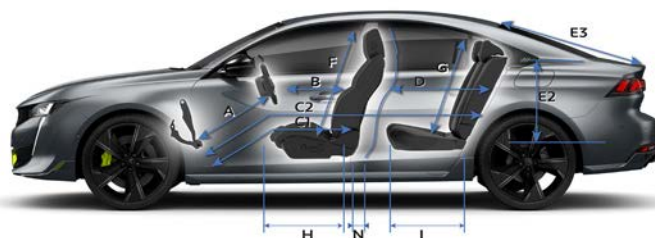
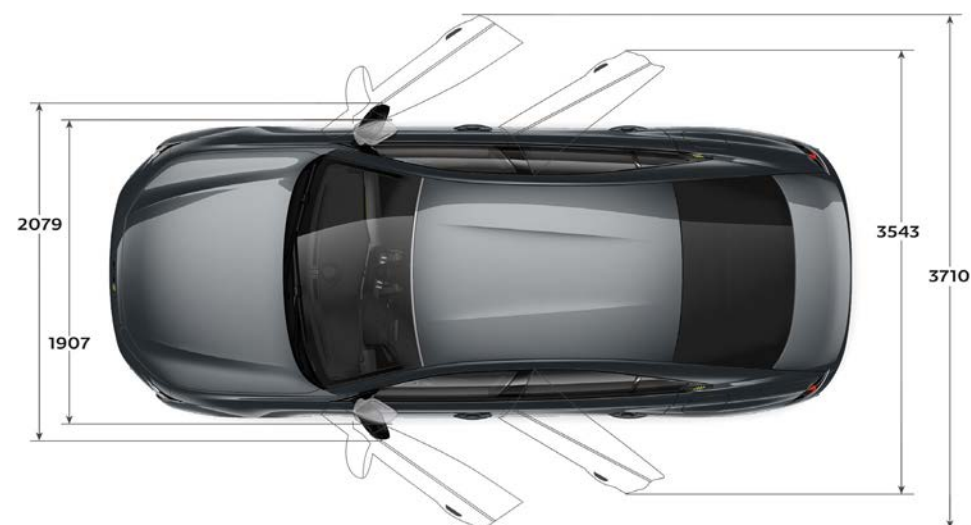
BOOT, STORAGE & FUEL TANK

| | |
|---|----------------|
| Length with rear seat back up / folded (mm) (2) | TBC |
| Maximum loading length (mm) | TBC |
| Width between wheel housings (mm) | TBC |
| Min. boot volume (dm ³ VDA 210) (3) | 487 |
| Max. boot volume (dm ³ VDA 214) (3) | 1537 |
| Total volume of storage areas in the passenger compartment (litres) | 32 |
| Fuel tank capacity (litres) | 62 in Puretech |

(1) Value in brackets: with optional panoramic opening glass roof

(2) With maxi moved forward front seats

(3) Measured according to VDA method using parallelepipeds of 200x100x50 mm



| | |
|----|------|
| A | 686 |
| B | 602 |
| C1 | 896 |
| C2 | 1777 |
| D | 881 |
| E | 1035 |
| E1 | 1133 |
| E2 | 488 |
| E3 | 979 |
| F | 881 |
| G | 843 |
| H | 541 |
| I | 477 |
| J | 1418 |
| K | 1455 |
| L | 1362 |
| M | 1413 |
| N | 250 |



NEW PEUGEOT 508PSE SW: DIMENSIONS

EXTERNAL DIMENSIONS

| | |
|----------------|------|
| Length (mm) | 4790 |
| Width (mm) | 1859 |
| Height (mm) | 1420 |
| Wheelbase (mm) | 2800 |

INTERNAL DIMENSIONS

| | |
|---------------------------------|-------------|
| Number of seats | 5 |
| Front / rear elbow room (mm) | 1455 / 1413 |
| Front / rear shoulder room (mm) | 1418 / 1362 |
| Front / rear head room (mm) (1) | 881 / 883 |

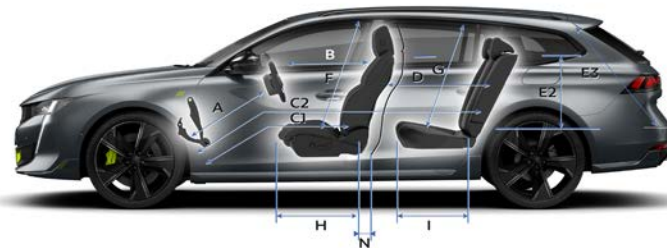
BOOT, STORAGE & FUEL TANK

| | |
|---|----------------|
| Length with rear seat back up / folded (mm) (2) | 1059 |
| Maximum loading length (mm) | TBC |
| Width between wheel housings (mm) | 1133 |
| Min. boot volume (dm3 VDA 210) (3) | 530 |
| Max. boot volume (dm3 VDA 214) (3) | 1780 |
| Total volume of storage areas in the passenger compartment (litres) | 32 |
| Fuel tank capacity (litres) | 62 in Puretech |

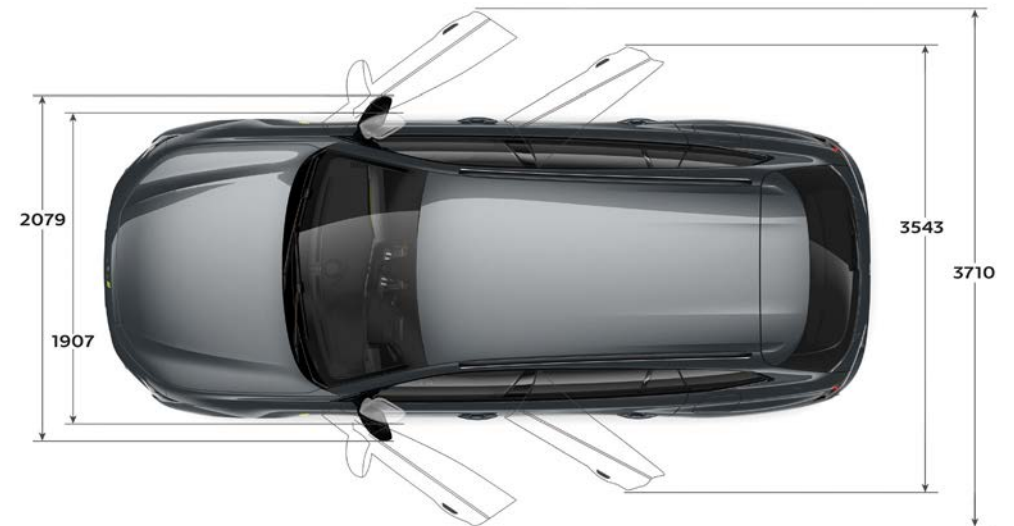
(1) Value in brackets: with optional panoramic opening glass roof

(2) With maxi moved forward front seats

(3) Measured according to VDA method using parallelepipeds of 200x100x50 mm



| | |
|----|------|
| A | 686 |
| B | 602 |
| C1 | 896 |
| C2 | 1777 |
| D | 881 |
| E | 1059 |
| E1 | 1133 |
| E2 | 499 |
| E3 | 787 |
| F | 881 |
| G | 883 |
| H | 541 |
| I | 477 |
| J | 1418 |
| K | 1455 |
| L | 1362 |
| M | 1413 |
| N | 250 |





ESOE JANUARY 2022. FOR FURTHER INFORMATION TALK TO YOUR LOCAL PEUGEOT DEALER OR SEE WWW.PEUGEOT.IE.

The information contained in this specification sheet, is based on the data and images available at the time of publication. Some photography may feature left hand drive models. All images shown are for illustration purposes only. Photographic processes used may alter the depth and tone of the colours shown. As part of a policy on continuous specification improvement, Peugeot reserves the right to modify colours, trims, engine range, options and standard equipment at any time. This specification sheet is not a contractual document or offer of sale.