



NEW PEUGEOT 408

Prices, equipment
and technical specifications V2

Prices applicable from October 2023 E & OE



EQUIPMENT

Range

Prices

Equipment and finishes

Paint and upholstery

Options

Detail of equipment

Technical specifications

Services and offers



ALLURE

Dual-zone automatic air conditioning with Air Quality System (AQS3)

Active lane departure warning

Automatic high beam switching

Hands-free starting & access

Wireless Mirror screen

Connected navigation with 10" central touch screen and customizable virtual i-Toggles

Safety Plus Pack

Camera-driven Active Safety Brake (ICE version)

Safety Plus + Drive Assist Pack

- Active Safety Brake controlled by camera and radar + adaptive cruise control with Stop & Go function (**Plug-In Hybrid version only**)
- Extended Traffic Sign Recognition (**Plug-In Hybrid version**)

Acoustic laminated windshield

Peugeot i-Cockpit® with customizable 10" digital instrumentation

Peugeot LED Technology headlights

Visio Park 1 – Colour reversing camera with wash system

Dark tinted rear side and tailgate windows



GT

Equipment in addition to the Allure Pack

Front Parking Sensors

Driver Sport Pack

Peugeot Connect SOS & Assistance (E-call+)

Drive Assist Plus Pack

Semi-autonomous driving (level 2)
Adaptive cruise control with Stop & Go function

Peugeot i-Cockpit® with customizable 10" 3D digital instrumentation

Peugeot headlights with Matrix LED Technology

FRAXX KNIT / TEP / Alcantara® mesh upholstery

Heated perforated leather steering wheel

Smart Electric Tailgate - foot operated with pedestrian detection

Frameless Electrochrome Interior Mirror

Smartphone Wireless charging plate

ALLURE



EXTERIOR AESTHETICS :

- Chrome grille
- 19" JASPE alloy wheels
- Dark tinted rear side and tailgate windows
- Light signature with Eco LED headlights & DRL (bumper)
- Glossy black window sealing strips

INTERIOR AESTHETICS :

- Horizon headliner
- Textile decor (dashboard, door panels)
- Mi-TEP/Fractil dynamic seats with Mint stitching
- Split leather steering wheel

GT



EXTERIOR AESTHETICS :

- 19" GRAPHITE alloy wheels
- GT badge on rear (ICE) and new PEUGEOT emblem on front doors
- Grille with body color hot stamping and varnish
- Full thin LED headlights with Matrix Beam technology and 3D LED tail lights

INTERIOR AESTHETICS :

- 3D digital cluster
- Adamite Green stitching
- Aluminum door sills & pedals
- Embossed aluminium decor (dashboard, door panels)
- Cast Iron chrome decor (console arch and large dashboard trim)
- Frameless interior mirror
- Mistral headliner
- Perforated full grain leather steering wheel

AND ON 408 PLUG-IN HYBRID (visual presented)

- 20" MONOLITHE wheels in option

PRICES

Recommended prices

| | CO ₂ * (g/km) ⁽¹⁾ | TAX BAND | ANNUAL ROAD TAX | ALLURE | GT |
|---------------------------|---|----------|-----------------|-----------|-----------|
| PLUG-IN HYBRID | | | | | |
| PLUG-IN HYBRID 225 | 28 | A1 | €140 | | €50,595** |
| PLUG-IN HYBRID 180 | 26-27 | A1 | €140 | €44,995** | €48,995** |
| PETROL | | | | | |
| PureTech 130 S&S EAT8 | 136 – 137 | B2 | €210 | €40,995** | €44,995** |

* WLTPL data currently being approved. Minimum - maximum mixed WLTPL CO₂ emissions on the engine. The CO₂ emissions from the vehicle depend on the version selected as well as the options on the vehicle.

**Dealer delivery related charges, metallic paint and tyre recycling levy not included.

(1) The CO₂ emissions entered are mixed and expressed in grams per kilometre. The fuel consumption and CO₂ emission values provided comply with WLTPL approval (EU regulation 2017/948). Since 1 September 2018, new vehicles are approved on the basis of the worldwide harmonised light-duty vehicles test procedure (WLTPL), which is a new, more realistic test procedure to measure fuel consumption and CO₂ emissions. This WLTPL procedure fully replaces the New European Driving Cycle (NEDC), which was the previous test procedure. As the test conditions are more realistic, the fuel consumption and CO₂ emissions measured according to the WLTPL procedure are, in many cases, higher than those measured according to the NEDC procedure. The fuel consumption and CO₂ emission values may vary depending on specific equipment, options and types of tyres. Contact your point-of-sale for more information. More information on www.peugeot.ie

STANDARD EQUIPMENT

EXTERIOR AESTHETICS

- Black Perla Nera exterior mirror caps
- Dark tinted rear side and tailgate windows
- Front bumper with new DRL light signature and glossy black side décor
- Peugeot LED Technology headlights
- Rear bumper with glossy black insert

UPHOLSTERY AND SEATS

- Dynamic seat with two-way front headrest
- Height adjustable driver and passenger seats
- Driver's seat with lumbar adjustment

COMFORT

- Acoustic laminated windshield
- Automatic high beam switch and automatic front window wiper
- Central armrest
- Cup holders
- Driving mode selector: Eco and Sport on ICE / Electric, Hybrid and Sport on **PLUG-IN HYBRID**
- Dual zone automatic air conditioning, high efficiency carbon filters and Air Quality System
- Electrically operated exterior mirrors with temperature sensor and approach light, electrically heated and folding, LED turn signal repeaters
- Electric power steering, steering wheel with manual height and depth adjustment
- Hands-free start on console arch backlit marking
- Sequential power front and rear windows with pinch protection
- 2 LED trunk lights



STANDARD EQUIPMENT

MULTIMEDIA AND NAVIGATION

- 10" central touch screen and customizable virtual i-Toggles screen and Peugeot i-Connect Advanced (connected navigation and natural voice recognition)
- Bluetooth® function
- DAB (Digital Audio Broadcasting) function
- Peugeot i-Cockpit with customizable 10" digital instrument cluster
- Wireless Mirror Screen function (Apple Carplay™ / Android Auto™)
- 2 front USB-C sockets (charging + data), 2 rear USB-C sockets (charging)
- 12V socket in front + trunk
- 6-speaker audio system (2 tweeters; 2 woofers; 2 speakers)

408 PLUG-IN HYBRID SPECIFICS

- Adaptive cruise control with Stop & Go function
- Active Safety Brake controlled by camera and radar
- Extended sign recognition
- Battery capacity 12,4kWh / Battery power 100kW
- Charging cable mode 3
- On-board charger 3,7kW
- Driving mode selector: Electric, Hybrid and Sport
- Information on position, consumption, remote maintenance, driving statistics and battery charge status
- Thermal preconditioning and deferred charging via My Peugeot or the central screen



Image for illustration purposes only

FINISH ALLURE

EXTERIOR AESTHETICS

- Chrome grille
- Dark tinted rear side and tailgate windows
- Peugeot LED Technology headlights

RIMS AND WHEELS

- 19" JASPE alloy wheels

INTERIOR AESTHETICS


- Textile decor (dashboard, door panels)
- Split leather steering wheel

UPHOLSTERY AND SEATS

- Mi-TEP dynamic seats / Fractil fabric with Mint stitching

COMFORT

- Acoustic laminated windshield
- Dual-zone automatic air conditioning with Air Quality System
- Hands-free starting



FINISH ALLURE

DRIVING AND MANEUVERING AIDS

- Extended Traffic Sign Recognition ([Plug-In Hybrid version](#))
- Safety Plus Pack
 - Camera-driven Active Safety Brake (ICE version)
- Safety Plus + Drive Assist Pack
 - Active Safety Brake controlled by camera and radar + adaptive cruise control with Stop & Go) function ([Plug-In Hybrid version](#))
- Visio Park 1 (rear view camera) and rear sensors

MULTIMEDIA AND NAVIGATION

- Connected navigation with 10" central touch screen and customizable virtual i-Toggles
- Peugeot i-Cockpit® with customizable 10" digital instrumentation
- Voice recognition
- Wireless Mirror Screen



FINISH GT

Equipment in addition to the Allure

EXTERIOR AESTHETICS

- 408 GT specific style front grille with body color hot stamping and varnish
- Emblem on front doors
- Peugeot headlights with Matrix LED Technology
- 3D LED taillights with dynamic claw lighting



RIMS AND WHEELS

- 19" GRAPHITE alloy wheels

INTERIOR AESTHETICS

- Aluminum front door sills
- Central armrest with stitching and removable Black headliner (Mistral)
- Black textile (Mistral) on bay pillar
- Frameless electrochromic day/night interior mirror
- Sporty pedal-board, aluminum foot-rest and footwell lighting



FINISH

GT

Equipment in addition to the Allure Pack

UPHOLSTERY AND SEATS

- FRAXX KNIT / TEP / Alcantara® three-material upholstery

COMFORT

- CLEAN CABIN with in-cabin particle sensor
- Driver Sport Pack: specific handset customization, amplified and sportier engine sound (can be disabled)
- Hands-free power tailgate
- Heated perforated full grain leather steering wheel
- One-touch electric front and rear windows with anti-pinch protection

DRIVING AND MANEUVERING AIDS

- Drive Assist Plus Pack
Adaptive cruise control with Stop & Go function, lane keeping assist

MUTIMEDIA AND NAVIGATION

- Peugeot Connect SOS & Assistance
- Peugeot i-Cockpit® with customizable 10" 3D digital instrumentation
- Peugeot i-TOGGLES with natural language voice recognition navigation



WHEEL RIMS



19" JASPE Alloy wheel

Standard on Allure



19" GRAPHITE Alloy wheel

Standard on GT



20" MONOLITH Alloy wheel
PLUG-IN Hybrid, optional on
GT

PAINT

METALLIC PAINT



Obsession Blue

M0DP - Free paint



Selenium Grey Grey

M0LD - Optional



Cumulus Grey

M0F4 - Optional (not available on GT)



Black Perla Nera

M09V - Optional



Okenite White

M6N9 - Optional

SIGNATURE PAINT



Elixir Red

M5VH - Optional

UPHOLSTERY



Tri-material upholstery FRACTIL and BALADIN / TEP fabrics

U3FX

Standard on Allure



Tri-material upholstery Fraxx Knit / TEP / Alcantara®.

DBFX

Standard on GT

OPTIONS

Recommended prices including VAT

| | | | ALLURE | ALLURE E PACK | GT |
|---|--|------|--------|------------------|----|
| 20" alloy wheels with diamond finish | Available only on Plug-In Hybrid version | ZHXZ | €780 | | ○ |
| EXTERIOR AESTHETICS | | | | | |
| Metallic Paint | | M0- | €900 | ○ | ○ |
| Signature Paint | | M6- | €1,125 | ○ | ○ |
| COMFORT | | | | | |
| Cielo Panoramic Opening Spoiler Sunroof - tinted with manual interior blind | | TC07 | €1,575 | - | ○ |
| Night vision system with infrared camera | | N101 | €2,250 | - | ○ |
| MULTIMEDIA AND NAVIGATION | | | | | |
| FOCAL® 10 Speaker Premium Hi-Fi System | | J6GS | €1,350 | | |
| Wireless Smartphone Charging & PEUGEOT SOS & Assistance | | JSHV | €200 | ○ | - |
| 408 PLUG-IN HYBRID FEATURES | | | | | |
| On-board charger 7,4 kW | | LZ02 | €675 | ○ | ○ |
| MANOEUVRE AIDS | | | | | |
| VisioPark 360° (4 cameras) | | 1G18 | €675 | ○ | ○ |

The addition of optional extras may result in the vehicle increasing in Co2 g/km and therefore, attracting a higher rate of VRT than described in this product guide. For your exact configuration value, both Co2 g/km and RRP, please contact your local dealer or visit www.peugeot.ie
 Note: Some options may require other options depending on the item and trim line.

● : standard ○ : optional - : not available

Range

Prices

Equipment and finishes

Paint and upholstery

Options

Detail of equipment

Technical specifications

Services and offers

EQUIPMENT DETAILS



3D DIGITAL HANDSET

Fully configurable and customizable, the 3D digital cluster projects information on two levels of vision. Depending on the importance of the information, it can be displayed dynamically closer or farther away from the driver's eye. This improves the driver's response time by about half a second.

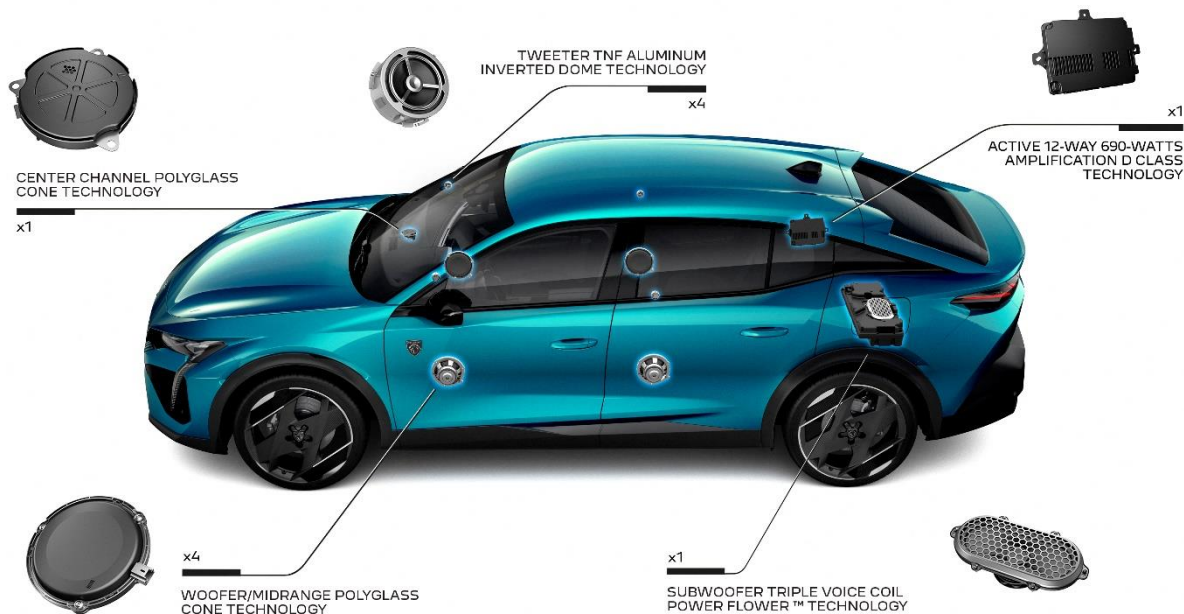


CUSTOMIZABLE VIRTUAL I-TOGGLES

A second touch screen completes the central 10" screen to allow you to create your own shortcuts. Thus, you can customize direct access keys to the air conditioning, to contacts, to a radio, to an application...

EQUIPMENT DETAILS

FOCAL® HI-FI PREMIUM SYSTEM



FOCAL® PREMIUM HI-FI SYSTEM

The FOCAL® Premium Hi-Fi System features 10 new generation speakers, a new subwoofer, and enhanced amplification. The 12-channel amplifier delivers 690W of power.



CLEAN CABIN

The Clean Cabin system is a complete incoming air management system that acts according to the pollution outside and inside the vehicle. Thanks to its HE (High Efficiency) filter, it allows to purify the interior air in a few minutes.

The driver has access through the central screen to the indoor air quality index calculated by a particle sensor.

EQUIPMENT DETAILS

Range

Prices

Equipment and finishes


Paint and upholstery

Options

Detail of equipment

Technical specifications

Services and offers



AGR-CERTIFIED HEATED AND MASSAGING SEATS WITH POWER ADJUSTMENT ⁽¹⁾

Driver and passenger seats (AGR certified) with power adjustment (+electrically adjustable seat base + manually adjustable cushion nose for the driver), memory, heated and massaging.

8-pocket air massage system with multiple programs. Control of these functions is managed through the 10" touch screen infotainment system with independent driver and passenger controls. The system offers a choice of five massage modes and three intensities.

(1) Optional or not available depending on version



A GENEROUS REAR SPACE

Remarkable habitability in row 2, with a knee space of 188 mm, a reference in the PEUGEOT range.

The design of the seats, the seat angle and the footwell are designed to ensure optimal space for rear passengers.

Two adjustable ventilation nozzles and two USB-C charging sockets are available at the rear of the central console.

The new PEUGEOT 408 offers as standard, folding rear seats, which feature a 60/40 split, a ski hatch and a central armrest with cup holder.

And on the GT trim, a system for folding the seat via two controls easily accessible from the sides of the trunk (Magic Handles).

EQUIPMENT DETAILS

Range

Prices

Equipment and finishes

Paint and upholstery

Options

Detail of equipment

Technical specifications

Services and offers



DRIVE ASSIST PLUS PACK

This system combines Adaptive Cruise Control (ACC Stop & Go) and Lane Positioning Assist to manage semi-autonomous driving under specific conditions. The vehicle manages steering and speed.

The driver selects a reference speed in the ACC (from 0 km/h) and activates the LPA. The system registers the vehicle's position on the road (center, left or right). To remain active, the system requires the driver to keep their hands on the steering wheel even without steering. The driver can regain control at any time by using the steering wheel (to cancel LPA) or by braking (to cancel ACC Stop & Go).

(1) Optional or unavailable depending on version.
(2) Standard or unavailable depending on version



PEUGEOT MATRIX LED

The system automatically adjusts the headlight beams to the traffic conditions, maintaining optimal lighting without interfering with other road users (such as oncoming traffic or vehicles in front).

The system works at night, outside a lit area (<5 lux) when the vehicle speed is higher than 40 km / h.

The system has five specific lighting modes for each driving situation.

EQUIPMENT DETAILS

AVAILABILITY: EARLY 2023



SEE BY NIGHT AS BY DAY ⁽²⁾

For optimum responsiveness at night or in poor visibility, the infrared camera of the Night Vision system⁽¹⁾ can detect the presence of pedestrians or animals over 50 cm high at a distance of between 15 and 200 meters and alert the driver up to 100m before a collision. The image is then displayed in your field of vision, on the digital cluster, with an alert signal.

DRIVE ASSIST 2.0 ⁽²⁾

Drive Assist Plus which combines cruise control with Stop & Go and Lane Keeping Assist, with 2 new features added:

- Semi-automatic lane change: it assists the driver, in complete safety, to overtake the vehicle in front of him or her or to change lanes and then proposes to turn around.
- Anticipated speed recommendation (based on the vehicle's connected navigation): it suggests the driver to adapt his speed according to the speed limit signs.

(1) Night vision.
(2) Optional or unavailable depending on version.

TECHNICAL SPECIFICATIONS

| | PLUG-IN HYBRID PETROL | |
|--|-----------------------------|---------------------------|
| | HYBRID 180 e-EAT8 | HYBRID 225 e-EAT8 |
| IC ENGINE | | |
| Administrative power (CV) | 8 | 10 |
| Cubic Capacity (CC) | 1598 | |
| Number of cylinders / Layout | 4 in-line | |
| Number of valves per cylinder | 4 | |
| Maximum power (kW CEE/HP CEE at rpm) | 110/150 at 4 250 | 132/180 at 6 000 |
| Maximum torque (Nm CEE at rpm) | 250 à 1 750 | |
| Stop & Start | No | |
| Regulation Emission Standard | EURO 6d + CF 1/ISV | |
| Type of injection | Direct | |
| Service Schedule | 30 000 km or 1 year | |
| ELECTRIC MOTOR(S) | | |
| Electric motor (integrated in the eEAT8 gearbox) | 1 at the front | 1 at the front |
| Maximum power (kW CEE/HP CEE at rpm) | 81/110 at 2 500 | 81/110 at 2 500 |
| Maximum torque (Nm CEE at rpm) | 320 between 500 and 2 500 | 320 between 500 and 2 500 |
| High Voltage Battery | Li-Ion | |
| Battery capacity (kWh) / Battery power (kW) | 12,44 / 100 | |
| Electric range WLTP (min-max km) | NC | 62-64 |
| Charging time from 0 to 100%. | 7h05 / 3h25 / 1h40 (1) | |
| On-board charger (kW) | 3.7 standard / 7.4 optional | |
| HYBRID ENGINE PERFORMANCE | | |
| Maximum cumulative power (kW CEE/HP CEE) | 133/180 | 165/225 |
| Maximum cumulative torque (Nm CEE) | 360 | 360 |
| TRANSMISSIONS | | |
| Type | Automatic / 2 wheel drive | Automatic / 2 wheel drive |
| Number of gears | 8 | 8 |

* WLTP data undergoing certification. CO₂ emissions WLTP mixed minimum-maximum on the engine. The CO₂ emissions of the vehicle depend on the version chosen as well as the options present on the vehicle.

(†) The CO₂ emissions given are mixed and expressed in grams per kilometer. The fuel consumption and CO₂ emission values given are in accordance with WLTP type approval (EU Regulation 2017/948). Since September 1, 2018, new vehicles have been type-approved on the basis of the globally harmonized test procedure for light vehicles (WLTP), which is a new, more realistic test procedure for measuring fuel consumption and CO₂ emissions. This WLTP procedure completely replaces the New European Driving Cycle (which was the test procedure used previously). Because the test conditions are more realistic, fuel consumption and CO₂ emissions measured under the WLTP procedure are, in many cases, higher than those measured under the NEDC procedure. Fuel consumption and CO₂ emission values may vary depending on specific equipment, options and tire types. Be sure to contact your point of sale for more information. More information at www.peugeot.ie

TECHNICAL SPECIFICATIONS

| | PLUG-IN HYBRID PETROL | |
|--|--|-------------------|
| | HYBRID 180 e-EAT8 | HYBRID 225 e-EAT8 |
| WEIGHTS & LOADS | | |
| Kerbweight (kg) | 1696 | 1706 |
| Gross vehicle weight (kg) | 2220 | 2 220 |
| Max. towable weight on 12% gradient (braked) (kg) | 1 400 | 1 400 |
| Gross train weight (kg) | 3 620 | 3 620 |
| PERFORMANCE * With 1 driver only | | |
| Top speed in Sport / Electric mode (km/h) | 225 / 135 | 233 / 135 |
| 0-100 km/h (s) | 8,1 | 7,8 |
| 1,000 m standing start (s) | 28,5 | 27,6 |
| 80 to 120 km/h on Drive (in Hybrid mode) | 5,1 | 4,5 |
| CONSUMPTION FUEL & EMISSION WLTP (1) | | |
| Consumption in WLTP cycle – combined minimum (l/100km) | NC | 1,2 |
| Consumption in WLTP cycle - combined maximum (l/100km) | NC | 1,3 |
| CO2 emission - combined minimum WLTP (g/km) | NC | 27 |
| CO2 emission - combined maximum WLTP (g/km) | NC | 28 |
| WHEELS | | |
| Tyre type (standard or optional depending on version) | 215/65R17 | |
| | 205/55R19 | 205/55R19 |
| | 245/40R20 | 245/40R20 |
| Spare wheel | Not available | |
| BRAKES & SUSPENSIONS | | |
| Type of front / rear brakes | Ventilated discs with floating caliper and automatic wear adjustment / Floating caliper discs | |
| Front suspension type | Independent wheels - Pseudo-Mac Pherson axle, coil springs and integrated hydraulic dampers, pressurized | |
| Rear suspension type | Semi-independent wheels - Multi-link axle, hydraulic dampers, pressurized | |

* WLTP data undergoing certification. CO₂ emissions WLTP mixed minimum-maximum on the engine. The CO₂ emissions of the vehicle depend on the version chosen as well as the options present on the vehicle.

(1) The CO₂ emissions given are mixed and expressed in grams per kilometer. The fuel consumption and CO₂ emission values given are in accordance with WLTP type approval (EU Regulation 2017/949). Since September 1, 2018, new vehicles have been type-approved on the basis of the globally harmonized test procedure for light vehicles (WLTP), which is a new, more realistic test procedure for measuring fuel consumption and CO₂ emissions. This WLTP procedure completely replaces the New European Driving Cycle (which was the test procedure used previously). Because the test conditions are more realistic, fuel consumption and CO₂ emissions measured under the WLTP procedure are, in many cases, higher than those measured under the NEDC procedure. Fuel consumption and CO₂ emission values may vary depending on specific equipment, options and tire types. Be sure to contact your point of sale for more information. More information at www.peugeot.ie

TECHNICAL SPECIFICATIONS

| | ESSENCE |
|---|---------------------------|
| | PureTech 130 S&S EAT8 |
| MOTORS | |
| Administrative power (CV) | 7 |
| Cubic Capacity (CC) | 1199 |
| Number of cylinders / Layout | 3 in-line |
| Number of valves per cylinder | 4 |
| Maximum power (kW CEE/HP CEE at rpm) | 96/130 at 5 500 |
| Maximum torque (Nm CEE at rpm) | 230 at 1 750 |
| Stop & Start | Yes |
| Regulation Emission Standard | EURO 6d + CF 1/ISV |
| Type of injection | Direct |
| Service Schedule | 20,000 km or or 1 year |
| TRANSMISSIONS | |
| Type | Automatic |
| Number of gears | 8 |
| WEIGHTS & LOADS | |
| Kerbweight (kg) | 1393 |
| Gross vehicle weight (kg) | 1950 |
| Max. towable weight on 12% gradient (braked) (kg) | 1350 |
| Gross train weight (kg) | 3300 |
| PERFORMANCE * With 1 driver only | |
| Top speed (km/h) | 210 |
| 0-100 km/h (s) | 10,4 |
| 1,000 m standing start (s) | 32 |
| 80 to 120 km/h on Drive (s) | 7,6 |

* WLTP data undergoing certification. CO₂ emissions WLTP mixed minimum-maximum on the engine. The CO₂ emissions of the vehicle depend on the version chosen as well as the options present on the vehicle.

(1) The CO₂ emissions given are mixed and expressed in grams per kilometer. The fuel consumption and CO₂ emission values given are in accordance with WLTP type approval (EU Regulation 2017/949). Since September 1, 2018, new vehicles have been type-approved on the basis of the globally harmonized test procedure for light vehicles (WLTP), which is a new, more realistic test procedure for measuring fuel consumption and CO₂ emissions. This WLTP procedure completely replaces the New European Driving Cycle (which was the test procedure used previously). Because the test conditions are more realistic, fuel consumption and CO₂ emissions measured under the WLTP procedure are, in many cases, higher than those measured under the NEDC procedure. Fuel consumption and CO₂ emission values may vary depending on specific equipment, options and tire types. Be sure to contact your point of sale for more information. More information at www.peugeot.ie

TECHNICAL SPECIFICATIONS

| | |
|--|--------------------------------------|
| | ESSENCE |
| | PureTech 130 S&S EAT8 |

WLTP CONSUMPTION & EMISSIONS (1)

| | |
|--|-----|
| Consumption in WLTP cycle – combined minimum (l/100km) | 6,0 |
| Consumption in WLTP cycle - combined maximum (l/100km) | 6,1 |
| CO2 emission - combined minimum WLTP (g/km) | 136 |
| CO2 emission - combined maximum WLTP (g/km) | 138 |

WHEELS

| | |
|--|--|
| Tyre type (standard or optional depending on version) | 215/65R17 |
| | 205/55R19 |
| | Standard: Pneumatic trouble-shooting kit |

BRAKES & SUSPENSIONS


| | |
|-----------------------------|--|
| Type of front / rear brakes | Ventilated discs with floating caliper and automatic wear adjustment / Floating caliper discs |
| Front suspension type | Independent wheels - Pseudo-Mac Pherson axle, coil springs and integrated hydraulic dampers, pressurized |
| Rear suspension type | Semi-independent wheels - Axle with deformable cross member, hydraulic dampers, pressurized |

* WLTP data undergoing certification. CO₂ emissions WLTP mixed minimum-maximum on the engine. The CO₂ emissions of the vehicle depend on the version chosen as well as the options present on the vehicle.


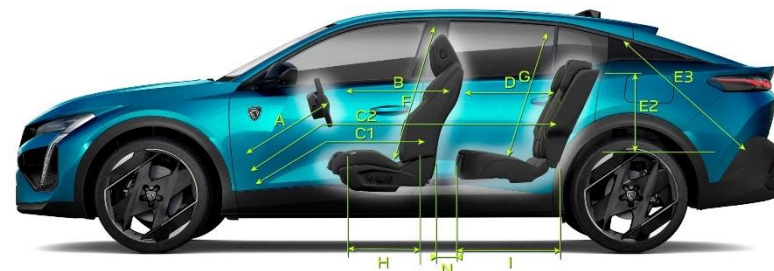
(1) The CO₂ emissions given are mixed and expressed in grams per kilometer. The fuel consumption and CO₂ emission values given are in accordance with WLTP type approval (EU Regulation 2017/948). Since September 1, 2018, new vehicles have been type-approved on the basis of the globally harmonized test procedure for light vehicles (WLTP), which is a new, more realistic test procedure for measuring fuel consumption and CO₂ emissions. This WLTP procedure completely replaces the New European Driving Cycle (which was the test procedure used previously). Because the test conditions are more realistic, fuel consumption and CO₂ emissions measured under the WLTP procedure are, in many cases, higher than those measured under the NEDC procedure. Fuel consumption and CO₂ emission values may vary depending on specific equipment, options and tire types. Be sure to contact your point of sale for more information. More information at www.peugeot.fr

DIMENSIONS (mm)

EXTERIOR & INTERIOR



* 1487 with sunroof



| | |
|----|------|
| A | 718 |
| B | 597 |
| C1 | 886 |
| C2 | 1833 |
| D | 857 |
| E | 972 |
| E1 | 1052 |
| E2 | 464 |
| E3 | 881 |
| F | 891 |
| G | 850 |
| H | 510 |
| I | 418 |
| J | 1428 |
| K | 1443 |
| L | 1384 |
| M | 1446 |
| N | 188 |



ICE :
536 L VDA
508L VDA (FOCAL)

PLUG-IN HYBRID :
471 L VDA
454 L VDA (FOCAL)

